



SurMountor



N1207-2110NFW300D-24V

LED Neon Flexible Strip introduction

Product specification

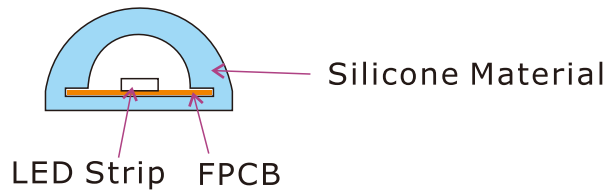
Lister: Lxlan

Assessor: 

Approver: 

Features:

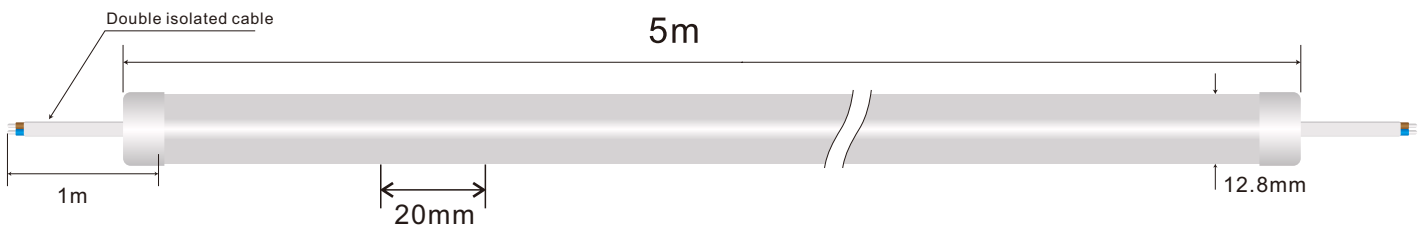
- Available in 24V DC maximum.
- High bright & low power consumption.
- Operating temperature: -20~50°C.
- Long life span LED lights, more than 50,000 hours+.
- Adhesive back, peel & stick!
- Dimmable by using dimmer controller
- Waterproof, IP67.



Applications:

Ideal for sign letters and channel letters, concealed lights, room lighting, equipment.

Front View:

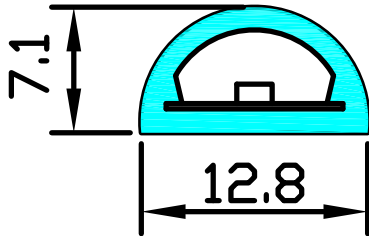


Lateral View:

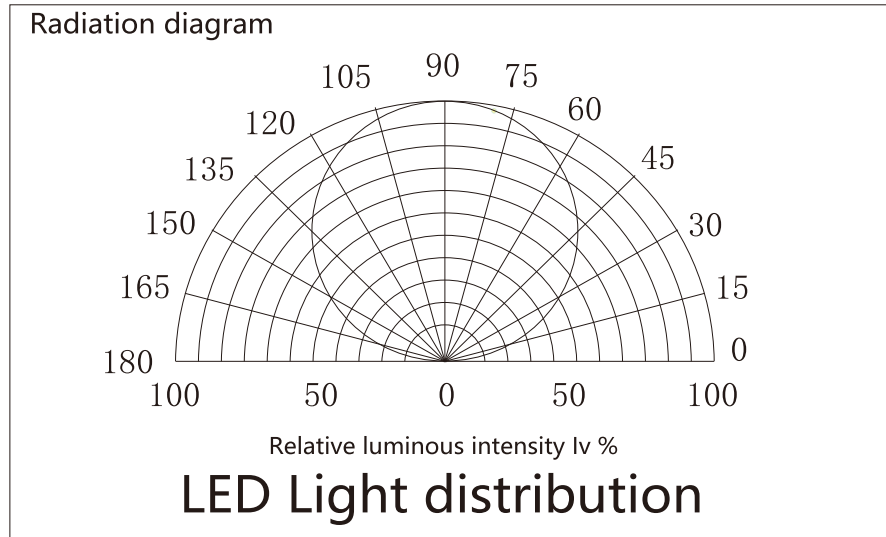


Advantage

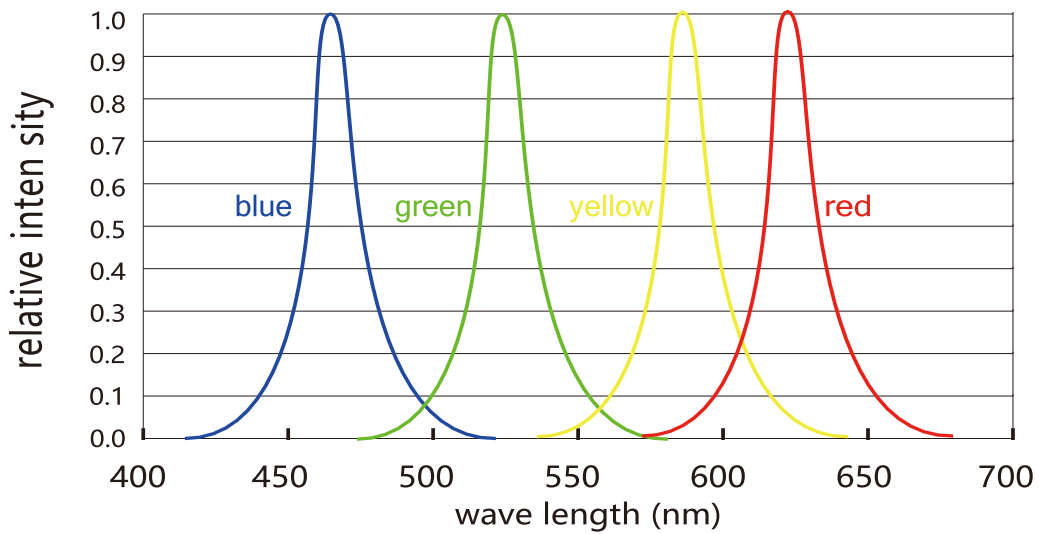
1. Less color drift, CCT and color of finished product are more loyal to the original led color.
2. The PCB is recessed in the silicon tube, so it will not bend or raise.
3. The finished product can be directly made to be 10M/20M/30M
4. Production efficiency and cycle are greatly improved, the delivery time shortened.
5. The size of the standard cable, double-insulated, is 2*0.75mm².
The end-cap is made longer and thicker, thus ensuring IP67.



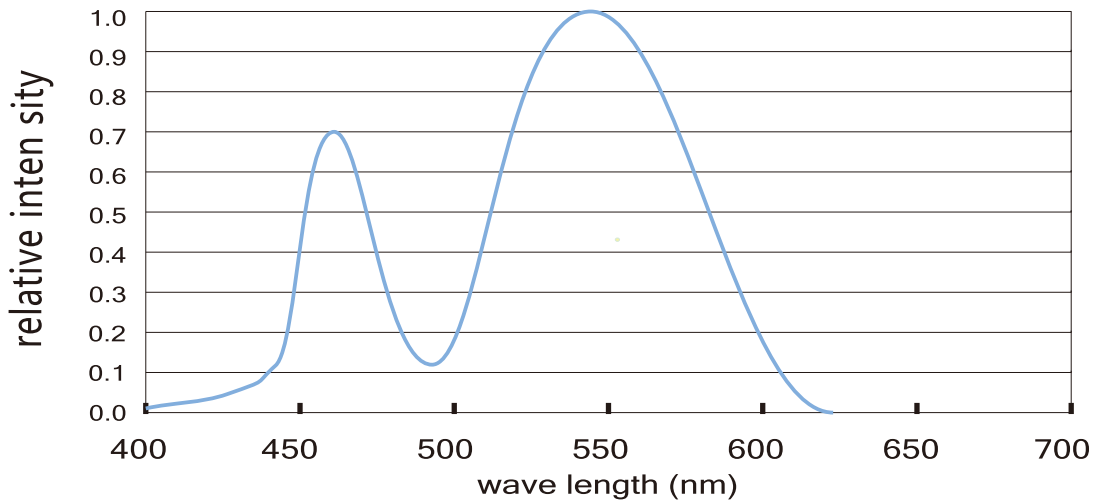
SMD2110, 300 LED/meter(Milky)									
Part Number	Size	Color	Cut every (LEDS)	LED Qty/M	Lumen/M	Voltage	Power/m	Packing/m	Material
N1207-2110NFWW300D-24V	L5000*W12.8*H7	WW ■	6	300	780	24V	19.2W	5 Meters/reel	Silicone
N1207-2110NFNW300D-24V		NW ■			800				
N1207-2110NFCW300D-24V		CW ■			830				



For: red, blue, green, yellow



For: white LED



Package:



1 reel/bag



25 bags/Inner Box



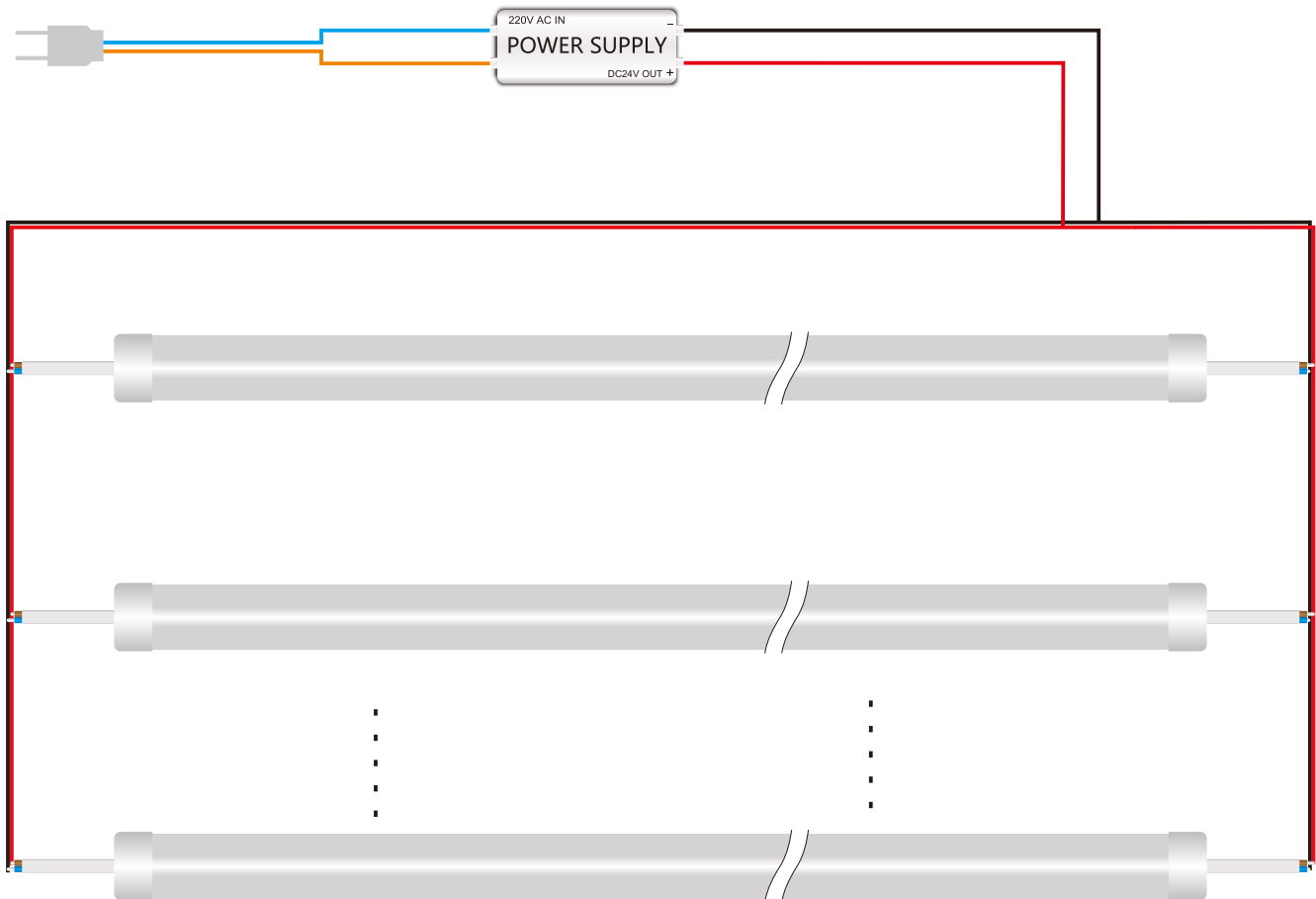
50 Bags/Outer Box



Package: 5 meter strip in one reel, one reel in one anti-static bag, 25 bags put into one carton.

How to connect flexible strip


Below shows you how to connect the flexible strip to power supplies.



Announcements

Please note that the strips are not bendable to all directions. As the appropriate specific shape and degree, please follow the following instruction:

Correct bending way

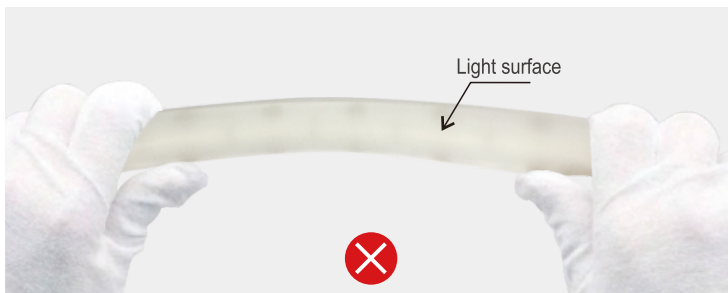


Lighting inside or outside as above
Circle Bending Minimum Diameters:100MM


➤ LED strips are low voltage products, you must use the power supply(transformer). Do not connect the led strip directly to the AC 110v or AC 220v, otherwise it will burn out the LED strips and lead to safety (security) accidents.

➤ Please read the specifications thoroughly before installation by professional staff to make sure the safe use.

Incorrect bending way



Face to the front surface, (as the picture shows) Do not bend downward to damage the strip.



(as the picture shows) please do not twist the strip, or it will be damaged

Noted: Do not bend LED Neon rope lights at sharp angles, this will damage the internal circuitry.
Repeated and continuous bending of LED Neon rope lights may damage the internal circuitry.