


Surface Mounted Hand Sensor IR009A-H

Functions:

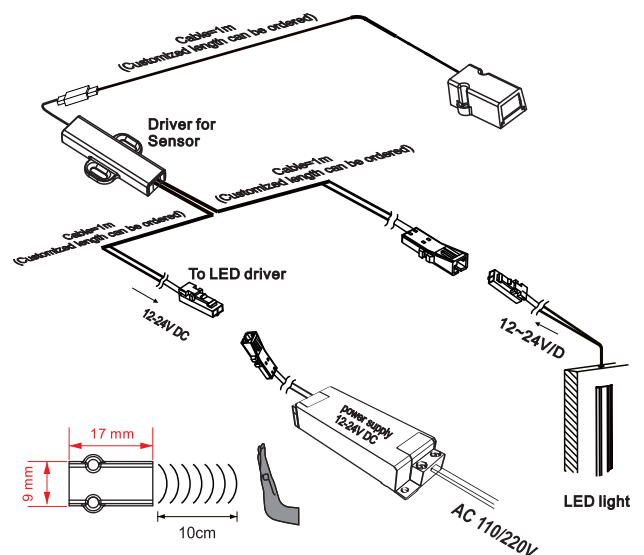
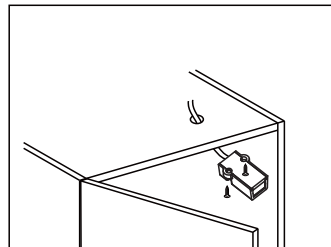
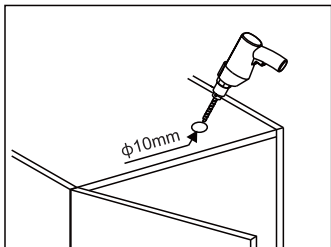
- Automatically switch on/off when the hand pass over.
- Input Voltage: 12V-24V DC.
- Output Voltage: 12V-24V DC.
- Input Current: 4A.
- Load around 48W for 12V, and 96W for 24V.
- Input and output cable length: 1m (Customized length can be ordered).
- LED sensor detector cable length: 1m (Customized length can be ordered).
- $0.5\text{cm} \leq \text{Detection Range} \leq 10\text{cm}$.



Operations:

- The LED lamp connects to the output end.
- The IR sensor switch will turn on the LED light when the hand pass over the detector within 10cm in distance and will turn off the LED light when the hand pass over the detector again.
- The sensor switch will turn on or off the LED light with above repeatable steps.

Installation Steps:



Notice: Please read the tag on the wire when connecting cables.