


Mini Dimmer with CCT Function

Specification

Model	BS003-2
Voltage	12-24VDC
Current	3A/CH
IP Rate	IP65
Dimming grade	10
CCT Grade	21
Operation	Press, Press twice, Rotate
Color:	Cold White+Warm White



Operation Instruction:

- Press the button: Turn on or turn off
- Press the button twice: Switching the function of dimming and changing color temperature
- Rotate: Dimming or changing color temperature
- Memory Function: After 5 seconds cease of operation, it memories the current state.

Dimming Curve

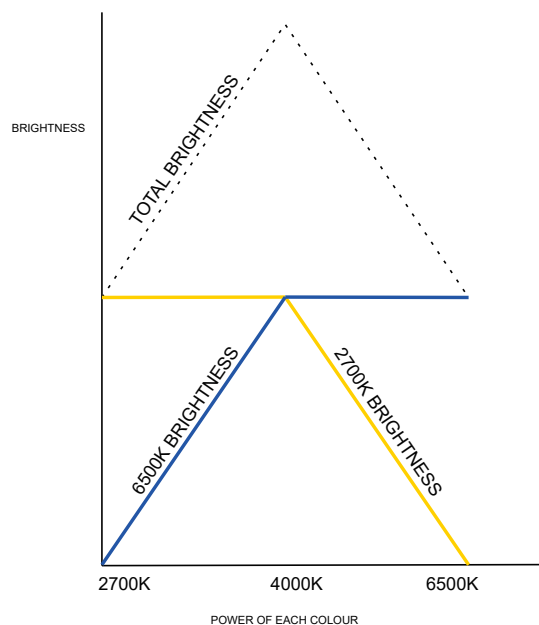
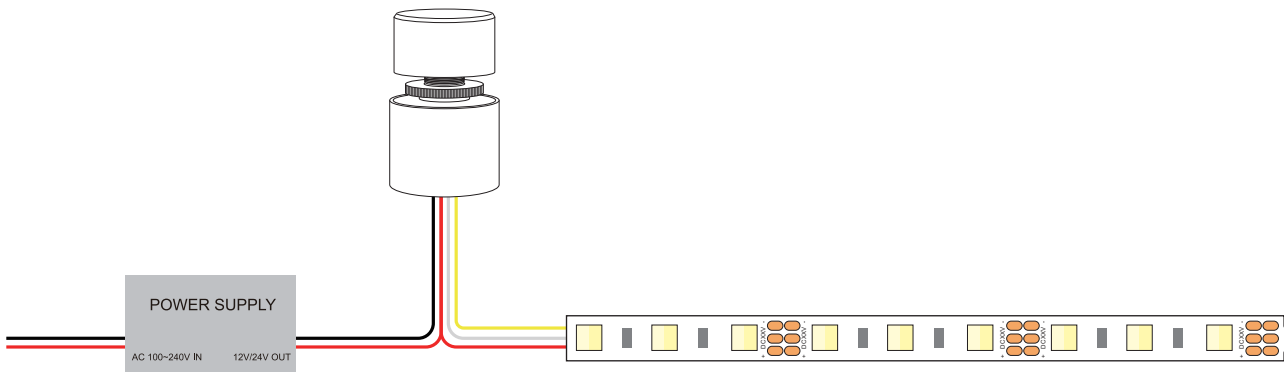


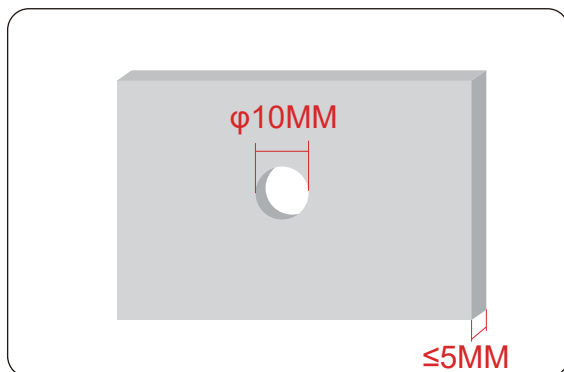
FIG 2

Connection Diagram:

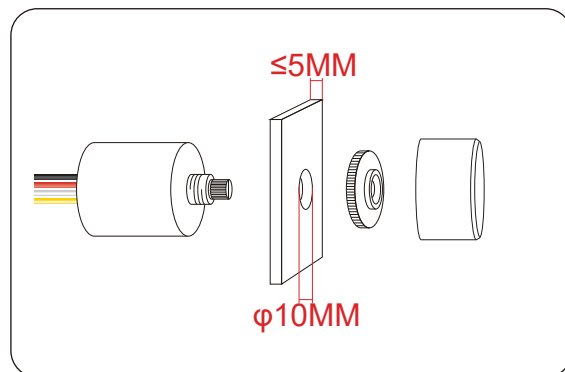


Installation Steps:

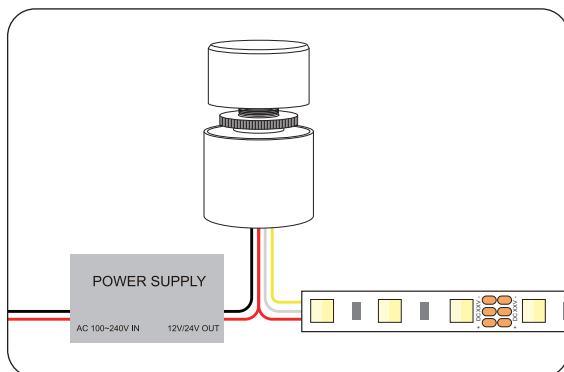
Installation Video: <https://youtu.be/iqy5PfxlNe4>



Drill a 10mm diameter hole in advance on the board that requires to install the controller, and the thickness of the board cannot exceed 5mm.



Disassemble the controller and pass through the board in the ways shown above, use a rotating nut to fix the controller, and then press the adjusting knob onto the controller metal rod.



Turn on the power supply and lamp according to the correct connection mode, and you can use it normally.