

SUR-FCOB480NS-24-M8
FLEXIBLE STRIP INTRODUCTION

Product specification

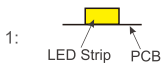
Lister: 精 奇

Assessor: 张 明

Approver: 李 春

Features:

- New Flip Chip On Board Flexible LED Strip, 480 chips per meter.
- Ideal for LED lighting application to avoid multi-shadows.
- Higher heat conductivity for better thermal management.
- Provide variable and innovative array LED layout designs and combinations.
- Available in 24V DC maximum.
- Very bright & low power consumption.
- Operating temperature: -20°C to +50°C.
- Long life span LED lights, more than 50,000 hours.
- Adhesive back, peel & stick!
- All available controller or dimmers.
- Non-waterproof, IP20¹.

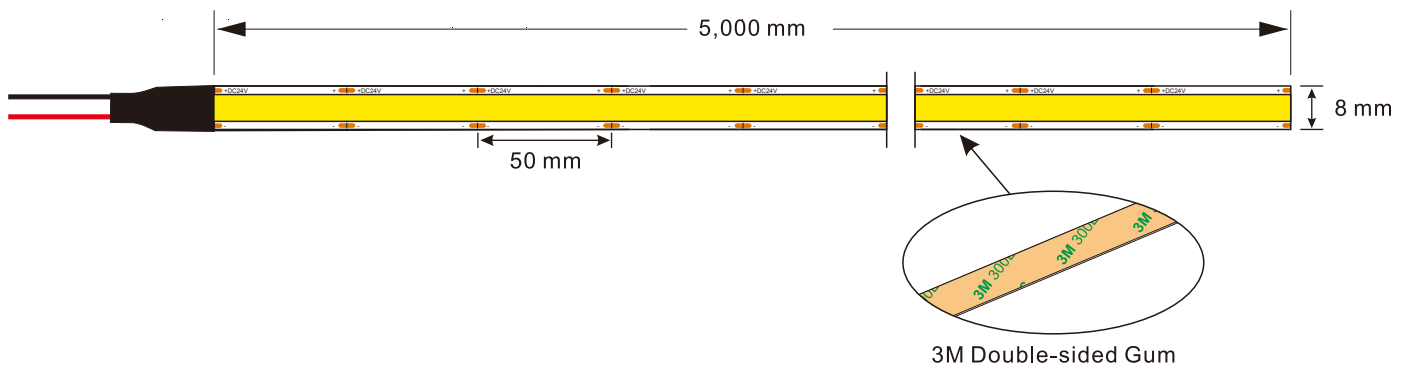


Applications:

Ideal for sign letters and channel letters, concealed lights, room lighting, equipment.

Assembly drawing :


Top View



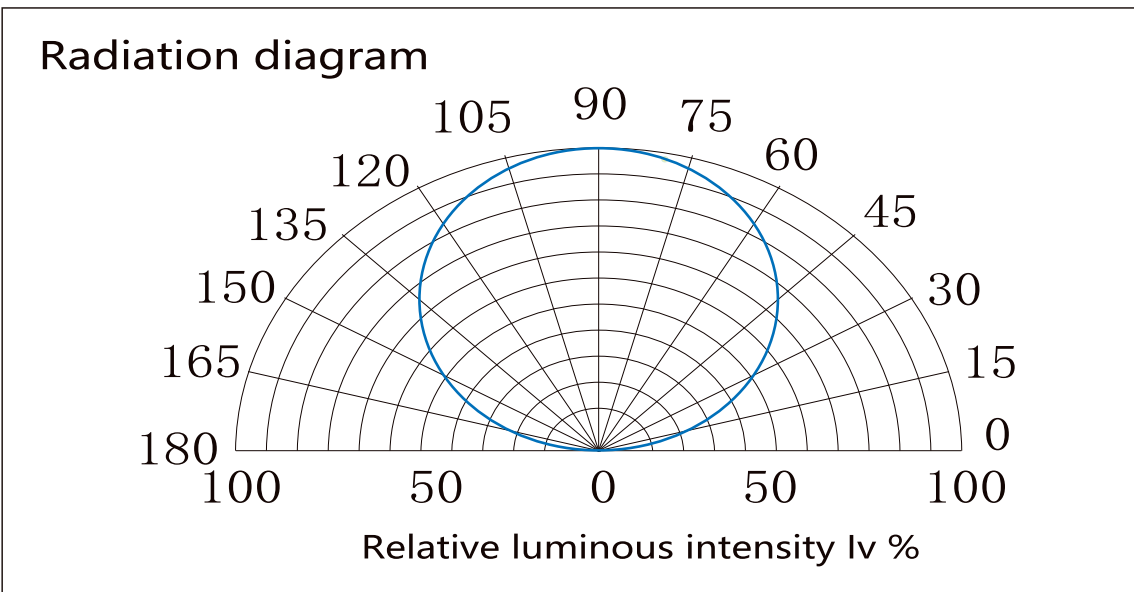
Section



Dropper Series: SUR-FCOB480NS-24-M8						
Part number	Color	LED QTY/meter	Lumen/meter	Voltage	Power/meter	Packing means
SUR-FCOB480NS-24-M8	WW <input type="checkbox"/>	480	750	DC24V	10W	5 meters/reel
	NW <input type="checkbox"/>		850			
	CW <input type="checkbox"/>		950			

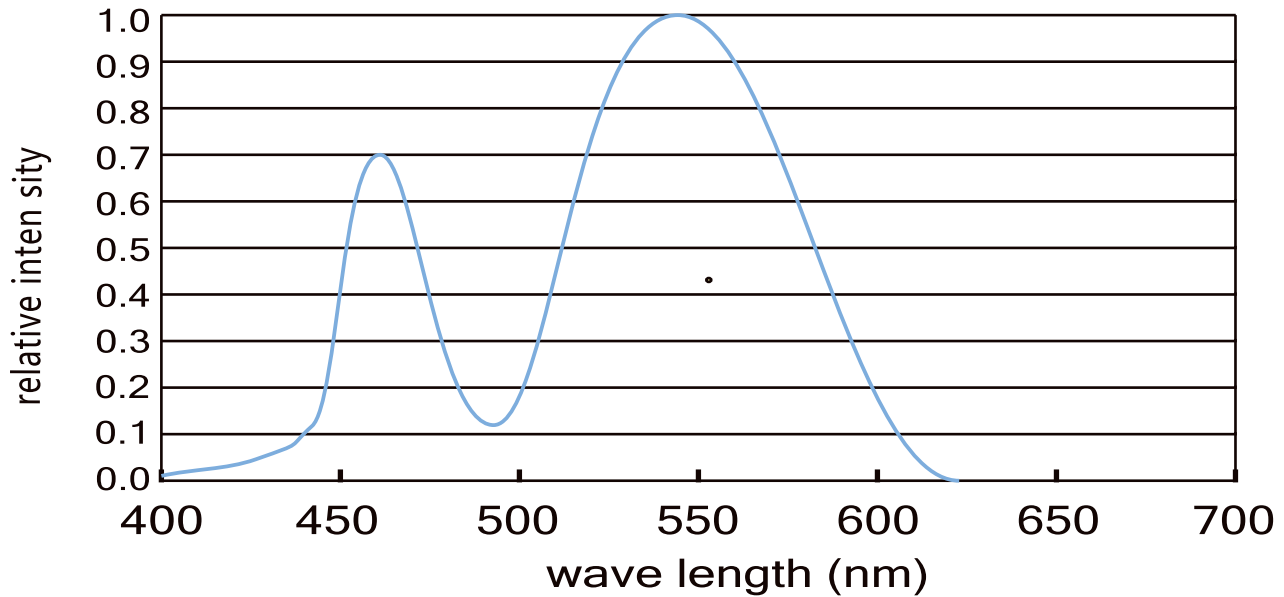


LED Light distribution



Color spectrum (CRI90+)

For: white LED



Package:



5 meters/reel



1 reel/bag



Outer box
size:34x52x27cm

25 Bags/Inner Box



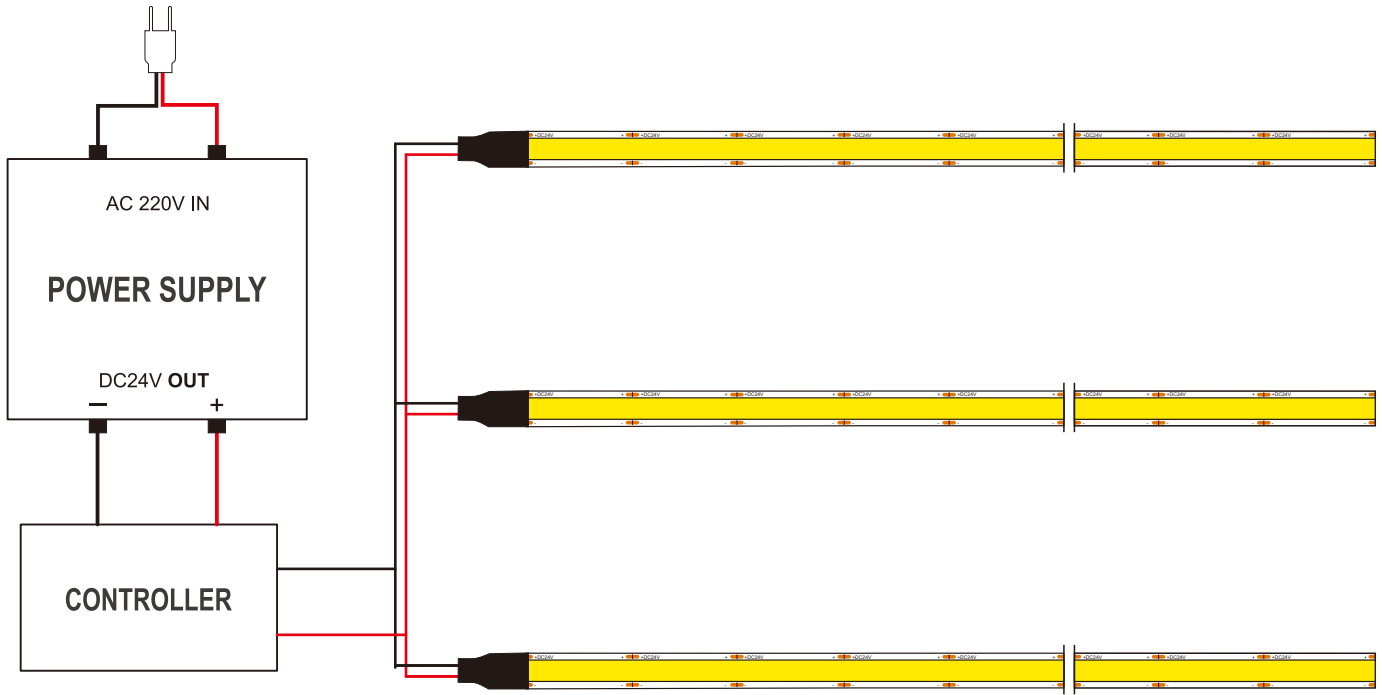
Outer box
size:34x52x27cm

50 Bags/Outer Box

Package: 5 meters strip in one reel, one reel in one anti-static bag, 25 bags put into one carton, 2 inner boxes put into 1 carton .


How to connect flexible strip:

Below shows you how to connect the flexible strip to power supplies



Note:

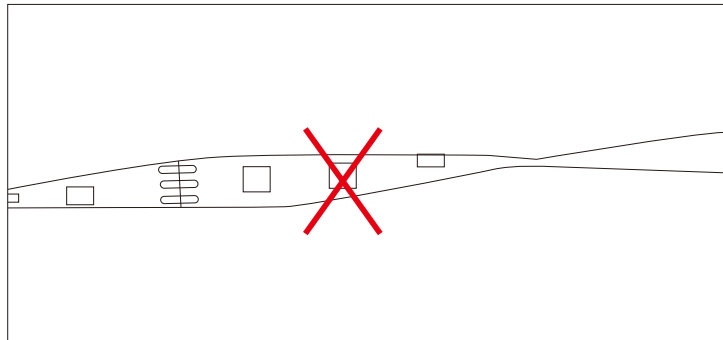
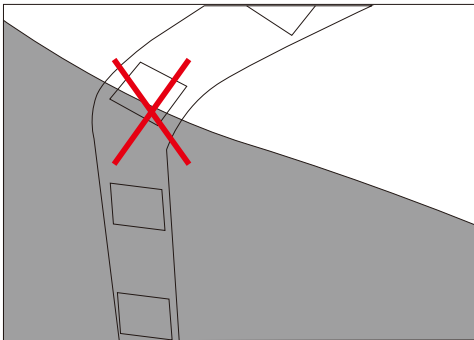
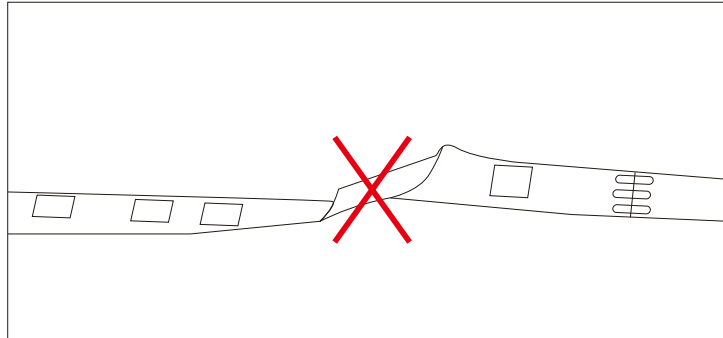
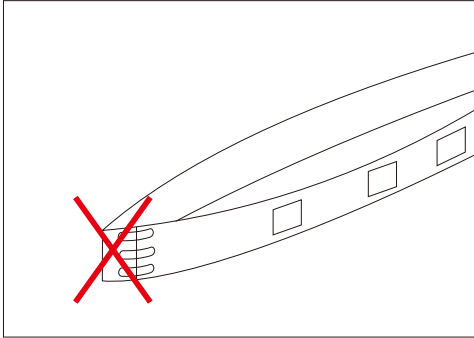
- Please note that, the LED strips should not be used in sealed or hot place, to make sure the heat dispersion is good for the LEDs.
- Each flexible strip with a total length of the series can not be more than 5 meters.
- Flexible strip with all of the total power can not exceed 90% of the power switching power supply.



Cautions:

When install the led strip, please note the installation technique. The led strip can be bent, but not distorted, as shown below:

Distortion(Wrong)



Bend (Right)

