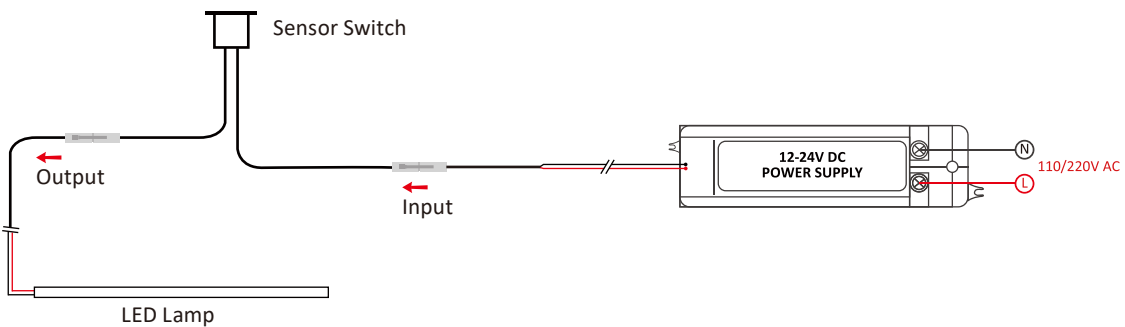


### Functions

Model	TD004AM
Operation	ON / OFF, dimming function and memory
Input Voltage	12V–24V DC
Output Voltage	12V–24V DC
Input Current	4A
Input and output cable length	1m (length can be ordered)
Load Around	48W for 12V, and 96W for 24V

### Connection Diagram



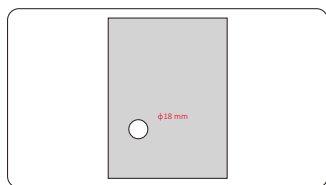
### Operations

• With memory external switch on/off and dimmer:

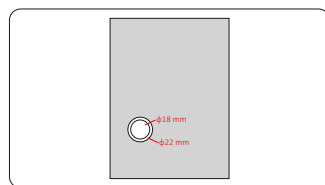
- ① Originally "Off" when the power is connected.
- ② Quick touch (time is less than 550ms) can turn ON/OFF the light. One touch to turn on; touch again to turn off. The lamp is 90% bright when it is on.
- ③ Hold on touching (time is above 550ms) can adjust the brightness endlessly. It will reduce the brightness endlessly to the minimum in 3 seconds holding on when the light is on. It will increase the brightness endlessly to 100% in 3 seconds holding on when the light is off.
- ④ Quick touch and hold on touching can be chosen anytime without any collision. This sensor will memorize the status of the dimming in 12V–24VDC.

### Installation Steps

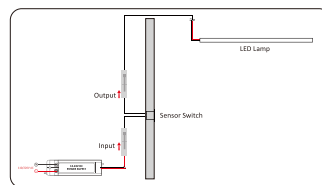
#### Installation Steps



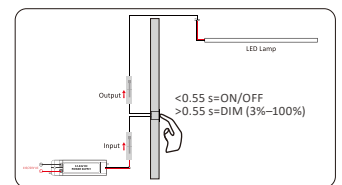
**STEP 1**  
Drill a diameter 18mm hole on the cabinet



**STEP 1**  
Put the detector head into the diameter 18mm hole



**STEP 1**  
Connect wires to the input end and output end of the LED light



**STEP 1**  
Working status

*Note: Please read the tag on the wire when connecting cables; The function/program can be customized, made upon different needs.*

### Notice

- During testing, it is forbidden to hold the sensor with one hand while touching with another hand.
- This sensor cannot be installed on conductive materials.

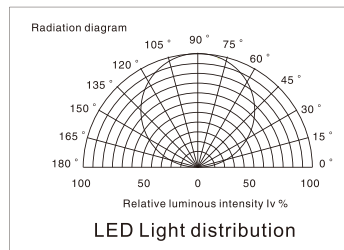
## Recommended Profiles/Optional

Model	Color	Size(mm)	Length	Drawing	Photo	Installation
A1707	White	17.4*82	1-3m			Surface mounting
A2507	Black	23.7*8.2	1-3m			Recessed mounting
F003	Aluminum	19.71*7.61	1-3m			Surface mounting

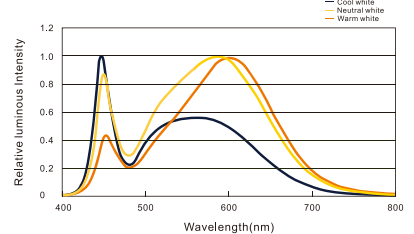
## Recommended Strips/Optional

### General description

- Available in 12/24V DC maximum
- CRI80 & CRI90 LED Strip are available
- Working temperature: -20°C to +50°C
- Very bright & low power consumption
- Long life span LED lights, more than 50,000 hours
- Adhesive back, peel & stick
- IP20, IP65, IP67 are available



Color Spectrum (CRI90)



### Electronic & Output Data

#### SMD2835, 60 LEDs/m

Size (mm)	Color	CRI	Photo	LED Qty/m	Lumen/m	Voltage (V)	Power (W/m)	Packing (m/reel)
L5000*W8*H1.5	WW <input checked="" type="checkbox"/>	90+		60	1000	12/24	14.4	5
	NW <input type="checkbox"/>				1100			
	CW <input type="checkbox"/>				1200			

#### SMD2835, 120 LEDs/m

Size (mm)	Color	CRI	Photo	LED Qty/m	Lumen/m	Voltage (V)	Power (W/m)	Packing (m/reel)
L5000*W10*H1.5	WW <input checked="" type="checkbox"/>	90+		120	1300	12/24	14.4	5
	NW <input type="checkbox"/>				1400			
	CW <input type="checkbox"/>				1500			

#### SMD2110, 280 LEDs/m

Size (mm)	Color	CRI	Photo	LED Qty/m	Lumen/m	Voltage (V)	Power (W/m)	Packing (m/reel)
L5000*W10*H1.5	WW <input checked="" type="checkbox"/>	90+		280	1420	24	19.2	5
	NW <input type="checkbox"/>				1460			
	CW <input type="checkbox"/>				1510			