

SUR-C1313 – Triangle Surface Shelf Light

Product Overview

The SUR-C1313 is a solder-free corner surface-mounted shelf light designed for cabinets. It features a 6063-T5 aluminum extrusion with an anodized brushed finish, providing high strength and efficient heat dissipation. The imported LOTTE optical-grade PC diffuser with embossed treatment ensures soft, uniform illumination while reducing glare and visual fatigue, making it ideal for modern cabinet lighting applications.

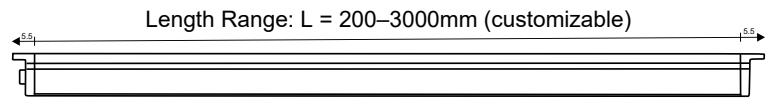
Basic Parameters

- **Light Body Power:** 7W/M
- **Input Voltage:** 12V DC
- **LED Type:** 2025 SMD, 125 LEDs/M, 6.6mm pitch, soft copper bracket
- **CCT Options:** 3000K / 3500K / 4000K / 6500K
- **Luminous Flux:** Varies depending on CCT
- **CRI:** Ra ≥ 80
- **LED Lifespan:** 20,000 hours
- **Warranty:** 3 Years



Control & Installation

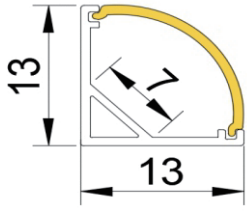
- **Switching Method:** External wall switch
- **Control Mode:** Independent external 12V controller
- **Conductive Method:** Plug-in conductive terminal contacts
- **Cutting:** Freely cuttable to custom lengths
- **Input Cable:** 2M cold-resistant PC-coated Dupont wire
- **Installation:** Corner Surface Mounting



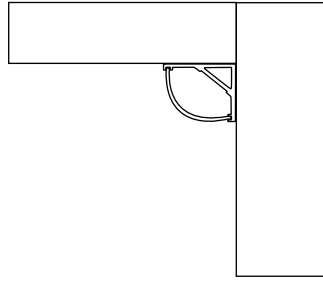
Technical Specifications

Model	SUR-C1313			
LED Type	2025 SMD, 125 LEDs/M, 6.6mm pitch			
Power (W/M)	7W/M			
Input Voltage	12VDC			
Color Temperature	3000K	3500K	4000K	6500K
Lumen	446lm	456lm	467lm	456lm
CRI	80			
LED Quantity	125 LEDs/M			

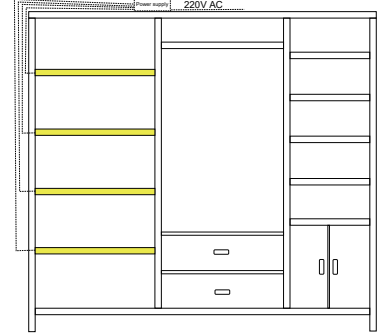
Installation



Corner Surface Mounting




Wiring connection diagram



Application

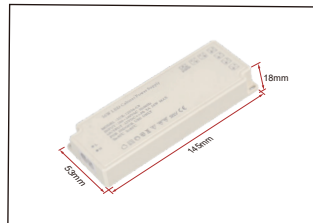


Driver & Controller (Optional, purchase for extra)



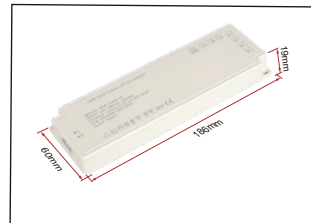
Model: SUR-12024-CP

- DC Voltage: 12VDC
- Rated Current: 2A
- Rated Power: 24W max
- Voltage Range: 100-240VAC
- Frequency Rang: 50-60HZ
- This Power supply is with 4 outlets for 12vdc ledlight, and 1 outlet for sensor switch.




Model: SUR-12036-CP

- DC Voltage: 12VDC
- Rated Current: 3A
- Rated Power: 36W max
- Voltage Range: 100-240VAC
- Frequency Rang: 50-60HZ
- This Power supply is with 6 outlets for 12vdc ledlight, and 1 outlet for sensor switch.



Model: SUR-12060-CP

- DC Voltage: 12VDC
- Rated Current: 5A
- Rated Power: 60W max
- Voltage Range: 100-240VAC
- Frequency Rang: 50-60HZ
- This Power supply is with 7 outlets for 12vdc ledlight, and 1 outlet for sensor switch.



Model: SUR-120100-CP

- DC Voltage: 12VDC
- Rated Current: 8.33A
- Rated Power: 100W max
- Voltage Range: 100-240VAC
- Frequency Rang: 50-60HZ
- This Power supply is with 9 outlets for 12vdc ledlight, and 1 outlet for sensor switch.